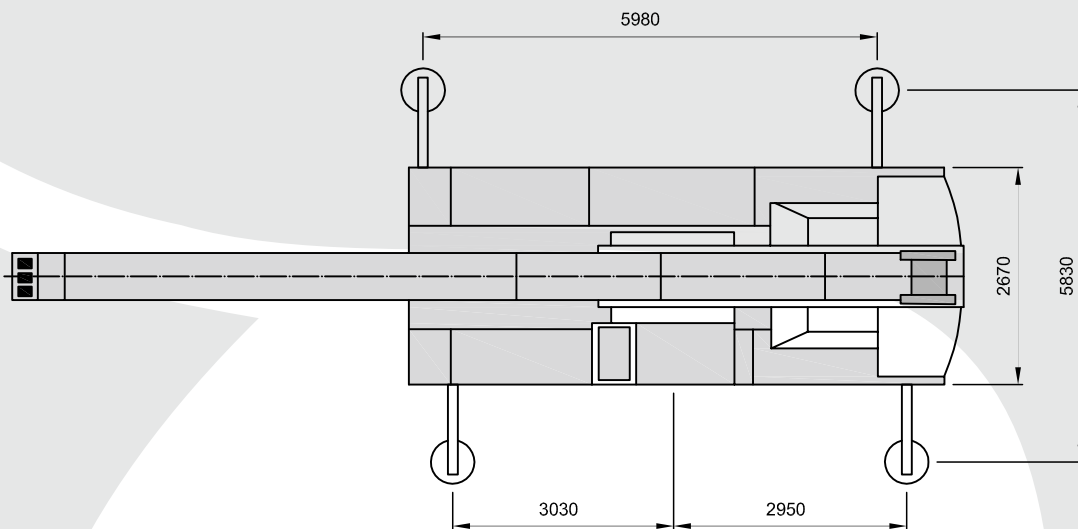
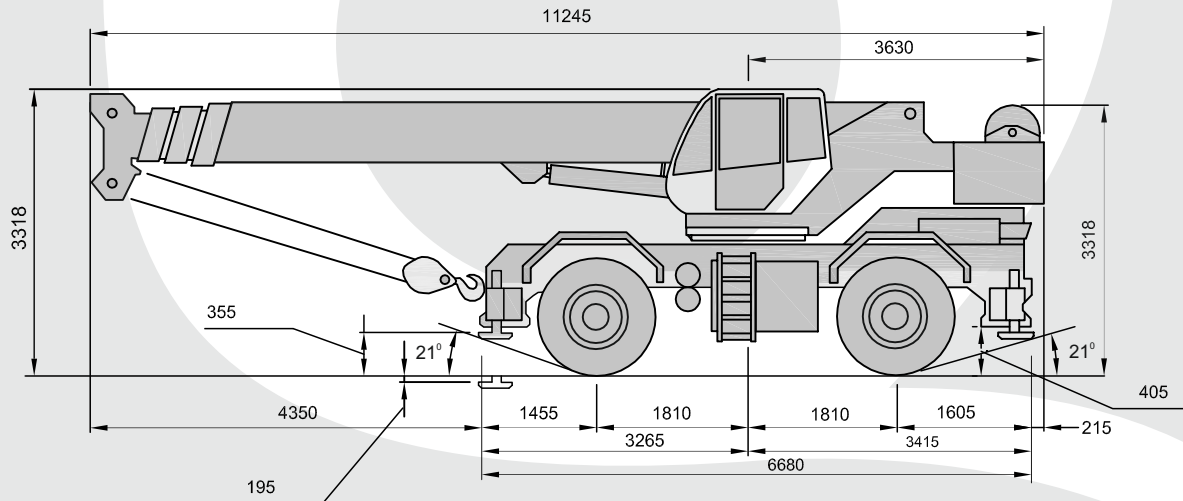


TEREX BENDINI RC 45

MAXIMUM CAPACITY: 45 TONS

 **HERKULES**



TECHNICAL DATA:

MAXIMUM CAPACITY: 45 TONS
MAXIMUM COUNTERWEIGHT: 5,5 TONS
WORK AREA: 360°

BOOM LENGTH:

- MAIN BOOM: 37,4 m
- FIX JIB: 8 m

TEREX BENDINI RC 45

MAXIMUM CAPACITY: 45 TONS

 **HERKULES**



37,4m + 8,0 m



360°






5,8 x 5,9 m










5,5 t

Lifting capacities TEREX RC 45 - Main boom + counterweight: 5,5 t

			9.5 m	13 m	16.5 m	19.8 m	23.5 m	26.8 m	30.5 m.	34.1 m	37.4 m	
m												m
2.5			44.0									2.5
3.0			40.0	36.5	26.0	22.8						3.0
3.5			35.7	33.3	23.7	21.0	18.9					3.5
4.0			33.0	30.8	22.0	19.4	17.6					4.0
4.5			30.4	28.7	20.5	18.0	16.3	14.5				4.5
5.0			28.5	26.7	19.0	16.8	15.2	13.9				5.0
6.0			22.0	22.4	17.3	14.7	13.3	12.2	10.0			6.0
7.0			16.5	16.9	16.1	13.0	11.8	10.9	9.7	7.5		7.0
8.0				13.3	14.0	11.7	10.6	9.8	8.8	7.5	5.6	8.0
9.0				10.7	11.4	10.8	9.6	8.8	8.0	7.1	5.4	9.0
10.0				8.8	9.0	9.4	8.6	8.0	7.3	6.7	5.0	10.0
11.0					7.9	8.0	7.1	6.7	6.7	6.2	4.7	11.0
12.0					6.7	6.7	6.6	6.2	6.1	5.8	4.4	12.0
13.0					5.6	5.8	6.1	5.3	5.6	5.3	4.2	13.0
14.0					5.1	5.3	5.4	5.0	4.7	5.0	4.0	14.0
15.0						4.6	4.7	4.7	4.2	4.4	3.7	15.0
16.0						4.0	4.1	4.3	3.7	3.8	3.5	16.0
17.0						3.6	3.8	3.8	3.3	3.4	3.2	17.0
18.0							3.4	3.4	2.8	2.9	3.0	18.0
19.0							3.0	3.0	2.5	2.6	2.7	19.0
20.0							2.7	2.8	2.3	2.4	2.5	20.0
21.0							2.4	2.5	1.9	2.3	2.2	21.0
22.0								2.3	1.7	2.0	2.0	22.0
23.0								2.1	1.6	1.9	1.8	23.0
24.0								1.9	1.5	1.7	1.5	24.0
25.0									1.4	1.6	1.4	25.0
26.0									1.3	1.4	1.2	26.0
27.0									1.2	1.2	1.0	27.0
28.0									1.1	1.1	0.9	28.0
29.0										0.9	0.8	29.0
30.0										0.8	0.7	30.0
31.0										0.7	0.6	31.0
32.0											0.5	32.0

Lifting capacities TEREX RC 45 - without outriggers , stationary / driving + 5,5 t

		 5,5 t		 360°		 0°	
		 0 km/h		 2 km/h MAX			
		 9.5 m		 13.0 m		 9.5 m	
		 13.0 m		 16.5 m			
m	t	t	t	t	t	t	m
2.5		9.0	-	-		12	2.5
3.0		8.0	-	-		10.15	3.0
3.5		6.8	-	-		9.05	3.5
4.0		5.8	6.45	-		8.1	4.0
4.5		5.0	5.65	-		7.3	4.5
5.0		4.4	5.0	-		6.6	5.0
6.0		3.4	3.9	-		5.5	6.0
7.0		2.6	3.1	-		4.6	7.0
8.0		-	2.5	-		-	8.0
9.0		-	2.0	-		-	9.0
10.0		-	1.6	-		-	10.0
11.0		-	-	-		-	11.0
12.0		-	-	-		-	12.0
13.0		-	-	-		-	13.0
14.0		-	-	-		-	14.0

TEREX BENDINI RC 45

MAXIMUM CAPACITY: 45 TONS

 **HERKULES**



37,4m + 8,0 m



360°



5,8 x 5,9 m



5,5 t

Lifting capacities TEREX RC 45 - Main boom + fix jib + counterweight: 5,5 t

		8 m							
		34.1 m			37.4 m				
		0°			0°				
		20°	40°		20°	40°			
		t			t			m	
9	3.2							9	
10	3.0				2.8			10	
11	2.9	1.9			2.7			11	
12	2.7	1.8			2.7	1.8		12	
13	2.6	1.8	1.4		2.6	1.8		13	
14	2.5	1.7	1.4		2.3	1.7	1.4	14	
15	2.4	1.7	1.4		2.1	1.7	1.4	15	
16	2.3	1.6	1.3		2.0	1.6	1.3	16	
17	2.2	1.6	1.3		1.8	1.6	1.3	17	
18	2.1	1.6	1.3		1.7	1.6	1.3	18	
19	2.0	1.5	1.3		1.6	1.5	1.3	19	
20	1.8	1.5	1.3		1.5	1.5	1.3	20	
21	1.6	1.4	1.3		1.4	1.5	1.3	21	
22	1.4	1.3	1.2		1.3	1.4	1.2	22	
23	1.3	1.2	1.2		1.2	1.4	1.2	23	
24	1.1	1.1	1.2		1.1	1.3	1.2	24	
25	1.0	1.0	1.1		1.0	1.2	1.2	25	
26	0.8	0.9	1.0		0.9	1.1	1.1	26	
27	0.7	0.8	0.9		0.8	1.0	1.0	27	
28	0.6	0.7	0.8		0.7	0.9	0.9	28	
29	0.5	0.6	0.7		0.6	0.8	0.8	29	
30		0.5	0.6		0.5	0.6	0.7	30	
31			0.5			0.5	0.6	31	
32							0.5	32	

TEREX BENDINI RC 45

MAXIMUM CAPACITY: 45 TONS



Working range: main boom + fix jib

